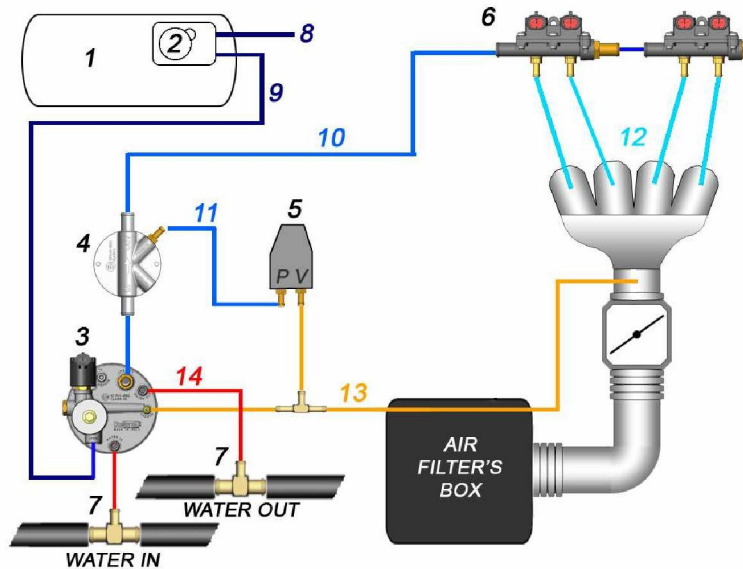


INJECTION KIT SIS 4 CYLINDERS CONNECTION SCHEDULE



- 1- LPG TANK
- 2- VALVE E8 67 R01 4332
- 3- LPG REDUCER E8 67 R01 4552
- 4- LPG FILTER E8 67 R01 4332
- 5- MAP SENSOR
- 6- INJECTORS E8 67 R01 4293
- 7- "T" FOR WATER TUBE
- 8- COPPER PIPE MM 8 CHARGE
- 9- COPPER PIPE LINE
- 10- LPG TUBE MM 12
- 11- LPG TUBE MM 4 E8 67 R01 4292
- 12- LPG TUBE MM 6 TO LPG PIPE FITTING
- 13- VACUUM TUBE TO VACUUM PIPE FITTING
- 14- WATER TUBE

ELECTRO-INJECTORS REFERENCE TABLE

The following is the electro-injectors table which allows you to choose the electro-injectors to use for the SIS installation. The electro-injectors have been divided according to the power/cylinder. In order to determine the electro-injectors to use, proceed as follows:

- A) Determine the power of the vehicle (in the table the power is expressed both in Kilowatt and in horsepower /hp/)
- B) Divide the above-mentioned power by the number of cylinders of the vehicle
- C) Once you have obtained the result of the power divided by cylinder, control which sector of the table the result corresponds to
- D) Install the electro-injectors corresponding to this sector

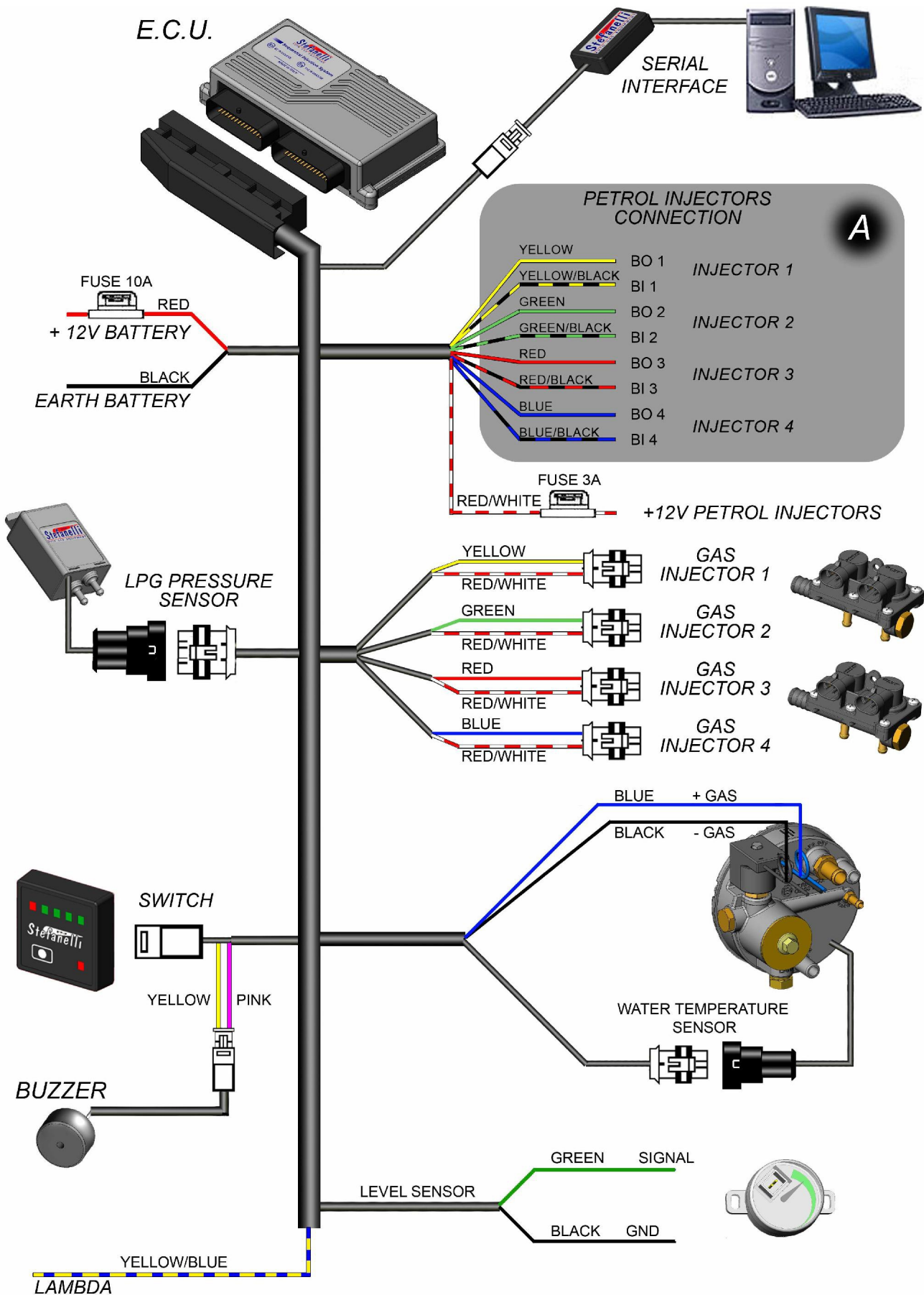
POWER BY CYLINDER		ELECTRO-INJECTOR
kW	hp	
9,5 ÷ 16,5	13 ÷ 22	GREEN
16,75 ÷ 21,25	23 ÷ 29	WHITE
21,5 ÷ 30	29,5 ÷ 41	RED

Example 1	A. Fiat Doblò 1.6 76 kW 4 cylinders
	B. $76 \div 4 = 19$ kW
	C. Corresponds to the WHITE sector in the table
	D. Install the WHITE electro-injectors

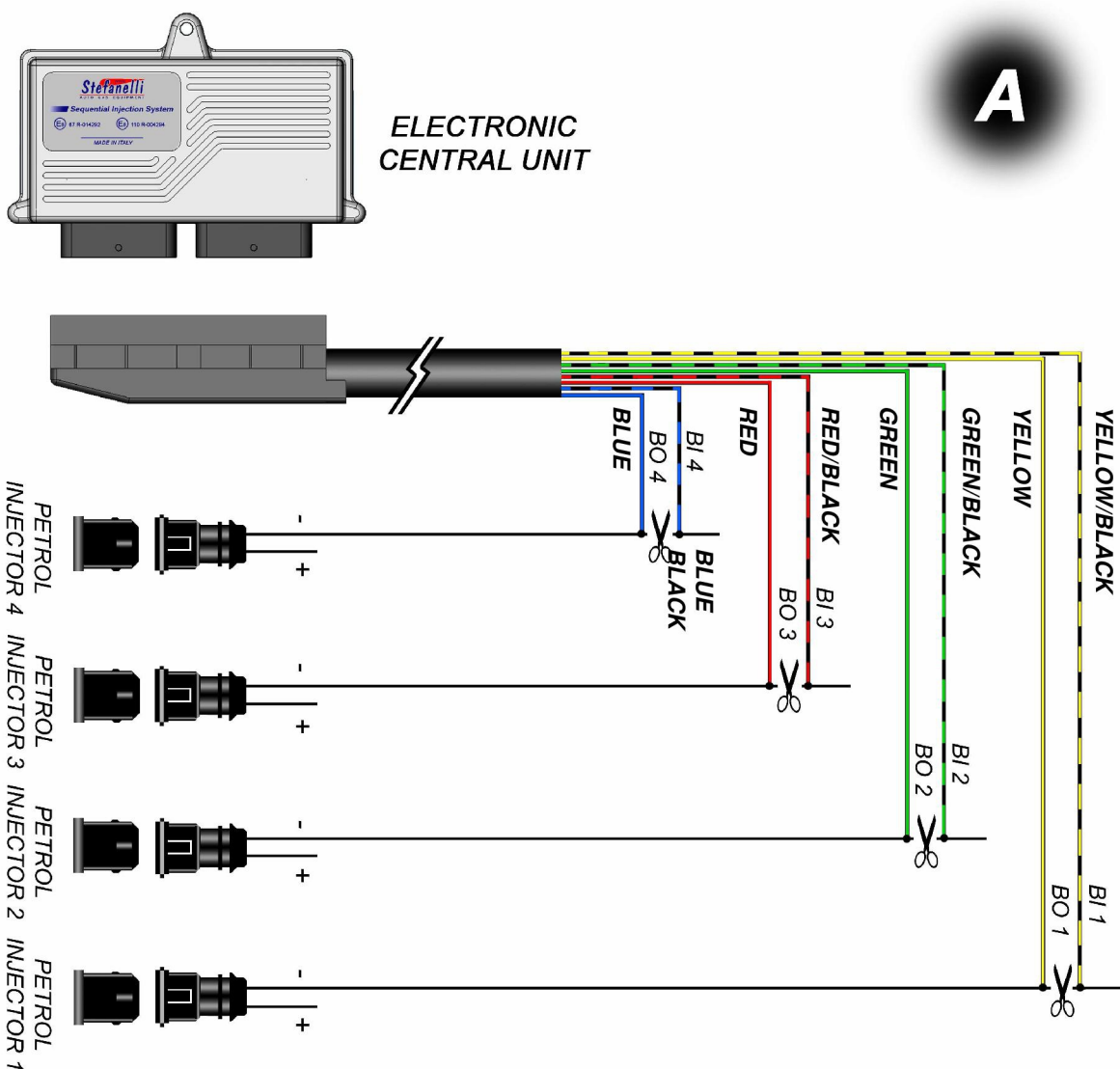
REDUCER PRESSURE REGULATION

POWER		RELATIVE PRESSURE (bar)	REDUCER
kW	hp	is intended whit engine on	
Until to 73.5	Until to 100	0.7 ÷ 0.9	GEO 110 "N"
73.5 ÷ 110	100 ÷ 150	Max 1.25	GEO 110 "N"
110 ÷ 160	150 ÷ 220	Max 1.5	GEO 110 "M"

INJECTION KIT SIS 4 CYLINDERS ELECTRICAL SCHEDULE



PETROL INJECTORS CONNECTION




WARNING!

The connections must be made on the negative signal of petrol injectors.
Respect the direction of inlet and outlet.
Possible connection only one positive wire **will cause the irreversible damage of the gas central unit.**

S/S

sequential injection system



4 CYLINDERS USER MANUAL
